

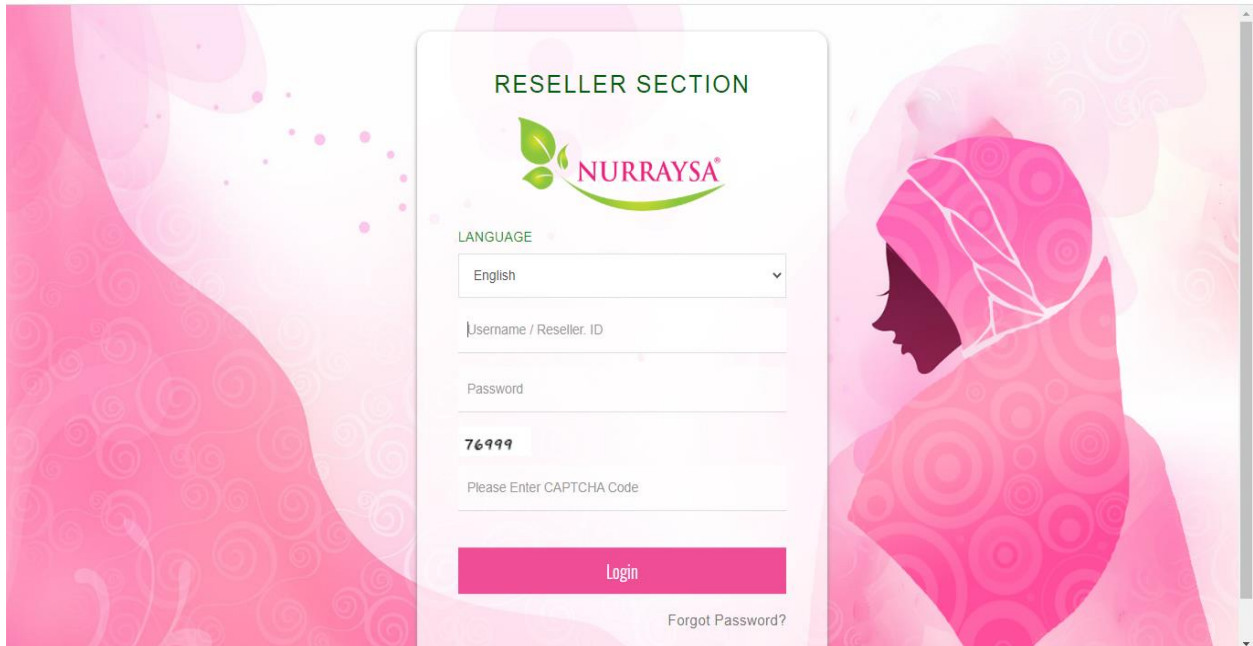
## TUTORIAL PENDAFTARAN RESELLER

Sila guna link <https://www.nurraysaglobal.net/hy.aspx> , dan masuk menggunakan ID yang diberikan.


User name: ID sistem nurraysa global

password : 123456

1. Berikut adalah paparan yang akan keluar dari link, boleh guna mana-mana browser, masukkan USERNAME/ ID PENGEDAR, PASSWORD dan KOD CAPTCHA seperti yang keluar di paparan skrin masing.



RESELLER SECTION



LANGUAGE

English

Username / Reseller. ID

Password

76999

Please Enter CAPTCHA Code

Login

Forgot Password?

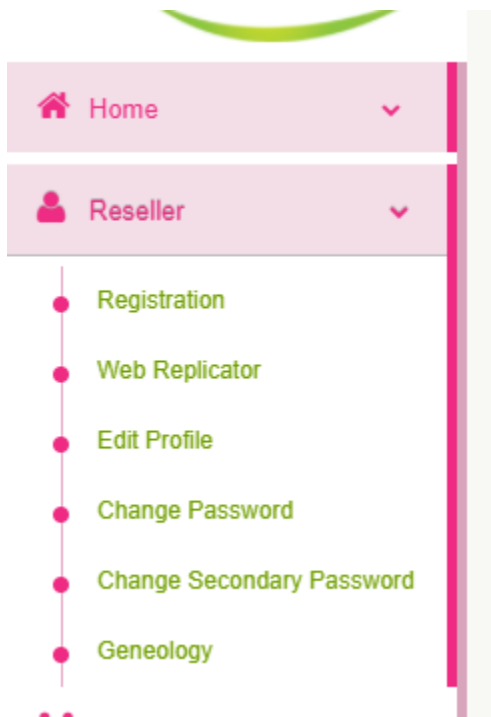
2. Apabila sudah Log in tukarkan password baru anda(Tidak boleh sama dengan password semasa pendaftaran sistem).

The screenshot displays the NURRAYSA web application interface. On the left is a vertical navigation menu with icons and labels: Home, Reseller, Customer, e-Sales, E-Point, Commission Reports, Message, and Misc. The top right of the page features a pink header with a user profile icon and the text 'Welcome MY4472543'. The main content area is titled 'Change Password' and contains a message: '\*\* Your password is temporary password, please change your password!'. Below this message are two input fields: 'New Password' and 'Confirm Password', both containing masked characters (\*\*\*\*\*). A pink 'Change' button is positioned below the 'Confirm Password' field.

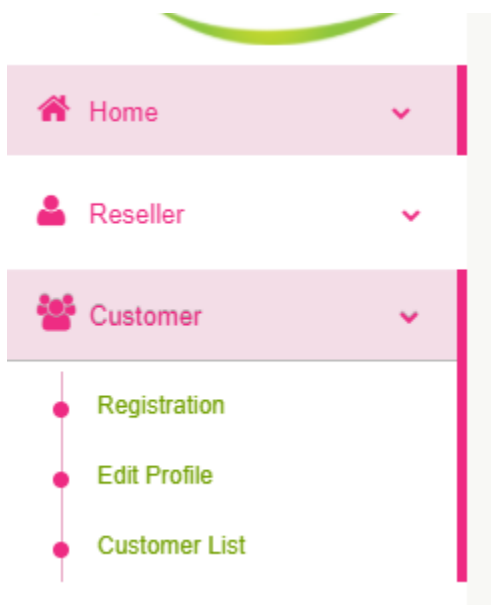
3. Berikut adalah bahagian Dashboard yang akan diparparkan selepas anda menukar password yang baru,di bahagian ini terdapat paparan untuk melihat commission,new message dan ranking semasa anda.

The screenshot shows the NURRAYSA dashboard home page. At the top left is the NURRAYSA logo. The top right corner features a pink navigation bar with a notification bell, a user profile icon, and the text "Welcome MY4472543". A vertical sidebar on the left contains menu items: Home, Reseller, Customer, e-Sales, E-Point, Commission Reports, Message, and Misc. The main content area is titled "Home" and features three prominent pink cards: "0.00 Commission", "0 New Message", and "DropShip Ranking". Below these cards are four circular icons representing user, support, reports, and home. A personalized greeting "Hello Mr KHALISH" is displayed, followed by a "Maintenance Status : No (0.00 of 300.00)". A "LATEST NEWS" section includes a "VIEW ALL" link and a news item titled "Buy 1 free 1 promotion - Member (All countries)" with a date of "2021/03/02 06:17:26 PM" and a right-pointing arrow.

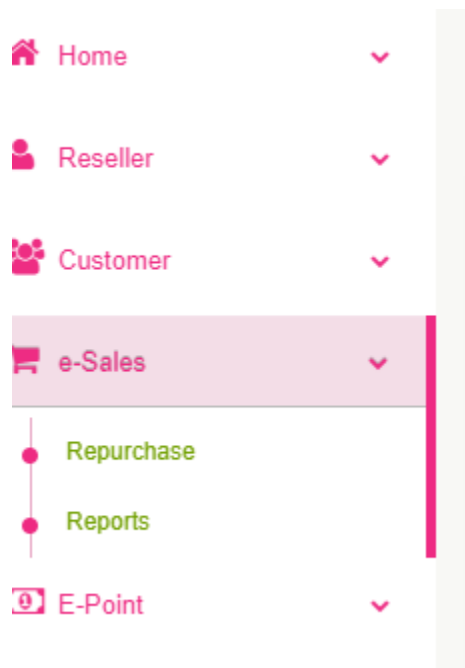
4. Ini adalah bagian Menu Reseller, di sini terdapat tombol untuk registration (pendaftaran), web replicator, edit profile, change password, change secondary password dan bagian geneology.



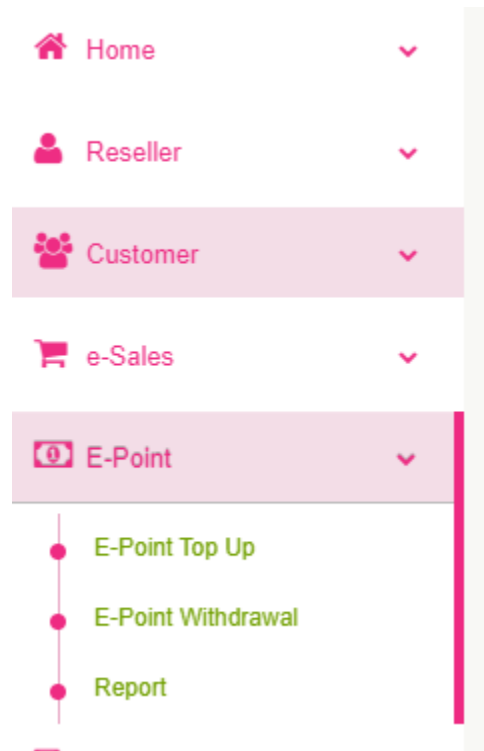
5. Dibagian customer ini terdapat tombol untuk registration customer, edit profile customer dan customer list (customer yang telah terdaftar).



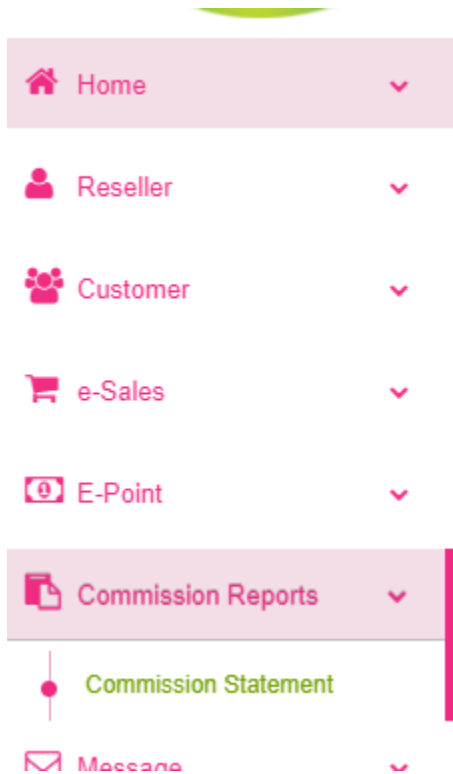
6. Dibahagian E-Sales anda boleh membuat Repurchase(Pembelian) produk dan anda boleh melihat report pembelian .



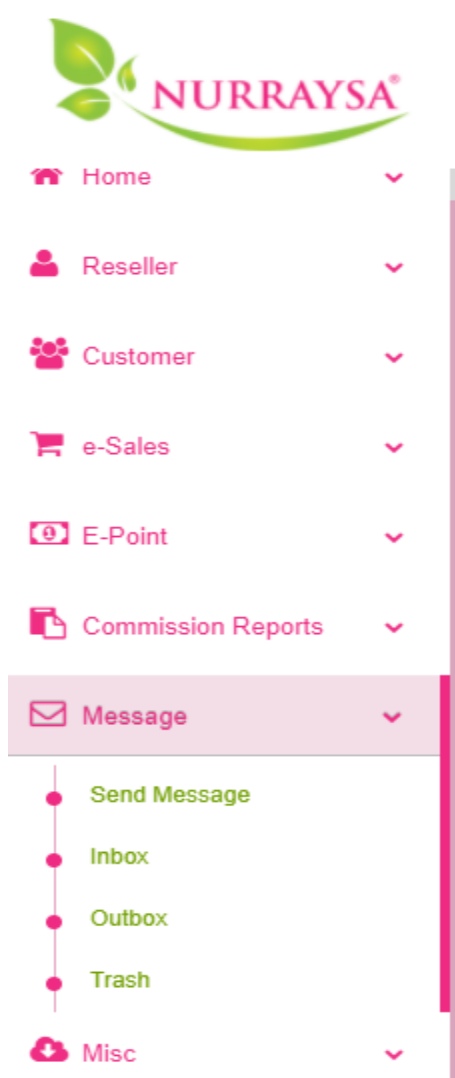
7. Dibahagian E-point ini adalah anda boleh tekan butang E-point Top up untuk anda top up point pembelian dan dibahagian E-point withdrawal anda boleh buat pengeluaran E-point anda.



8. Dibahagian Commission statement reseller boleh lihat commission yang terkumpul pada setiap bulan.



9. Ini adalah bahagian di mana reseller akan menerima segala pesanan sama ada daripada pihak HQ atau team anda.

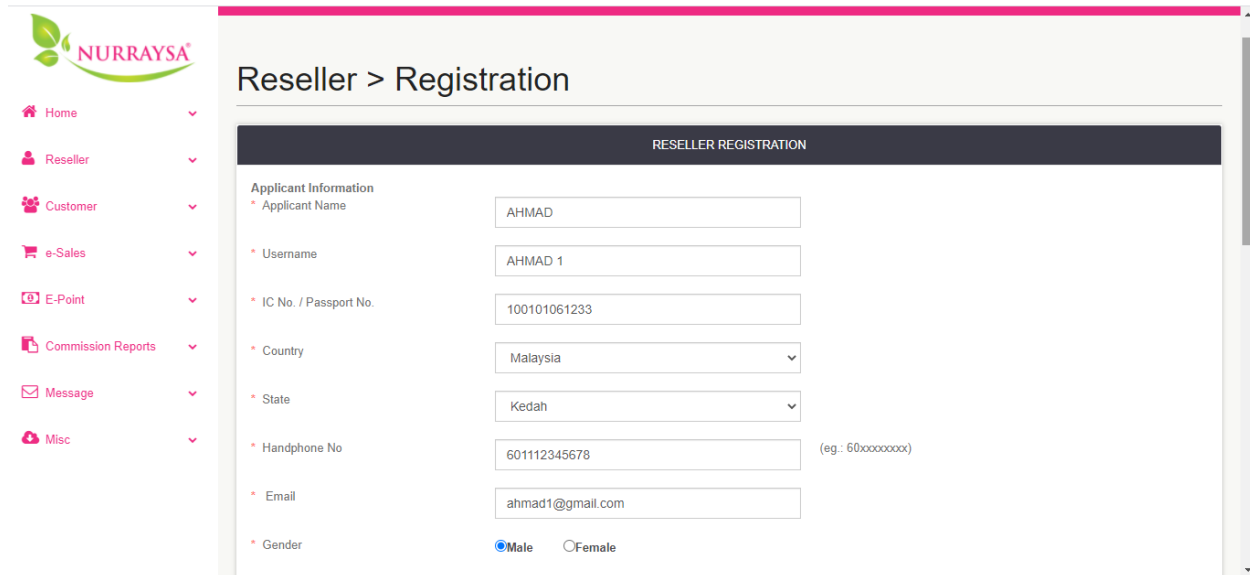




10. Untuk pendaftaran, reseller boleh klik RESELLER > REGISTRATION dan reseller perlu lengkapkan maklumat diri seperti yang tertera di skrin

\*Perlu diingatkan nama, nombor ic, email dan nombor telefon perlulah betul dan aktif.

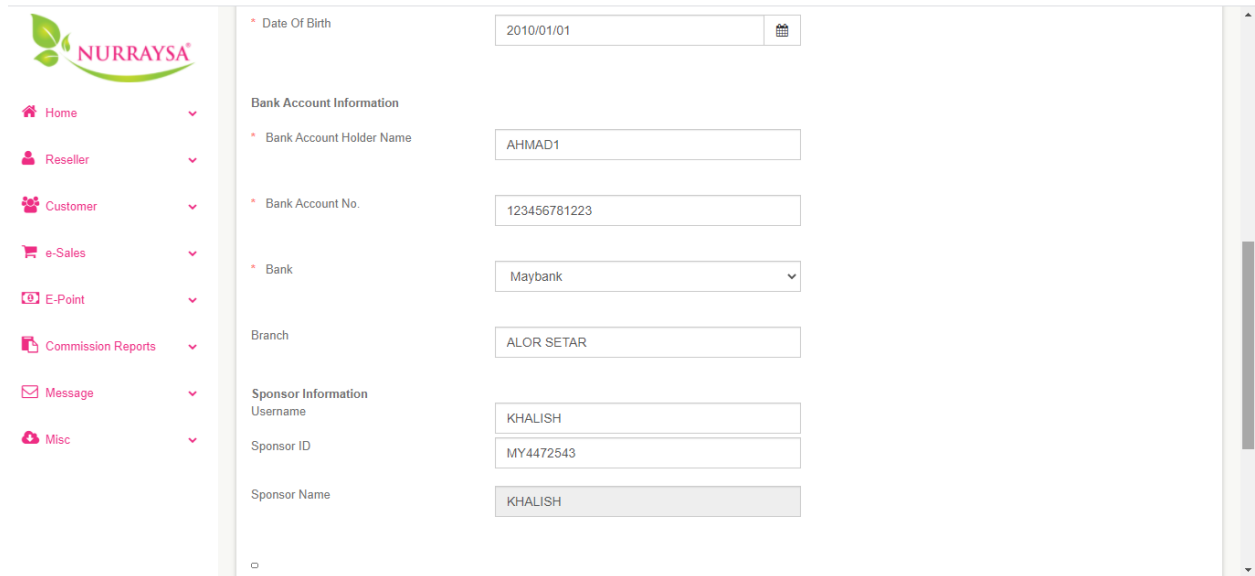
(untuk makluman, maklumat seperti nama, nombor ic, email dan nombor telefon tidak boleh ditukar atau diguna semula).



The screenshot shows the NURRAYSA Reseller Registration page. On the left is a navigation menu with items: Home, Reseller, Customer, e-Sales, E-Point, Commission Reports, Message, and Misc. The main content area is titled 'Reseller > Registration' and contains a 'RESELLER REGISTRATION' form. The form fields are as follows:

Applicant Information	
* Applicant Name	<input type="text" value="AHMAD"/>
* Username	<input type="text" value="AHMAD 1"/>
* IC No. / Passport No.	<input type="text" value="100101061233"/>
* Country	<input type="text" value="Malaysia"/>
* State	<input type="text" value="Kedah"/>
* Handphone No	<input type="text" value="601112345678"/> (eg.: 60xxxxxxxx)
* Email	<input type="text" value="ahmad1@gmail.com"/>
* Gender	<input checked="" type="radio"/> Male <input type="radio"/> Female

11. Ini adalah bahagian Bank Account Information, Reseller wajib lengkapkan butiran seperti tertera di skrin.



The screenshot shows a web application interface for NURRAYSA. On the left is a vertical navigation menu with icons and labels: Home, Reseller, Customer, e-Sales, E-Point, Commission Reports, Message, and Misc. The main content area is titled "Bank Account Information" and contains several input fields:

- Date Of Birth: 2010/01/01
- Bank Account Holder Name: AHMAD1
- Bank Account No.: 123456781223
- Bank: Maybank (dropdown menu)
- Branch: ALOR SETAR
- Sponsor Information Username: KHALISH
- Sponsor ID: MY4472543
- Sponsor Name: KHALISH

At the bottom of the form, there is a small square icon.

12. Masukkan kata laluan untuk kali pertama, dan perlu catat kata laluan tersebut. Kemudian klik butang submit dan klik butang OK untuk confirm to proceed.

The screenshot shows the NURRAYSA portal login interface. A confirmation dialog box is open, displaying the text "test.nurraysaglobal.net says Confirm To Proceed ?" with "OK" and "Cancel" buttons. The background form contains the following fields:

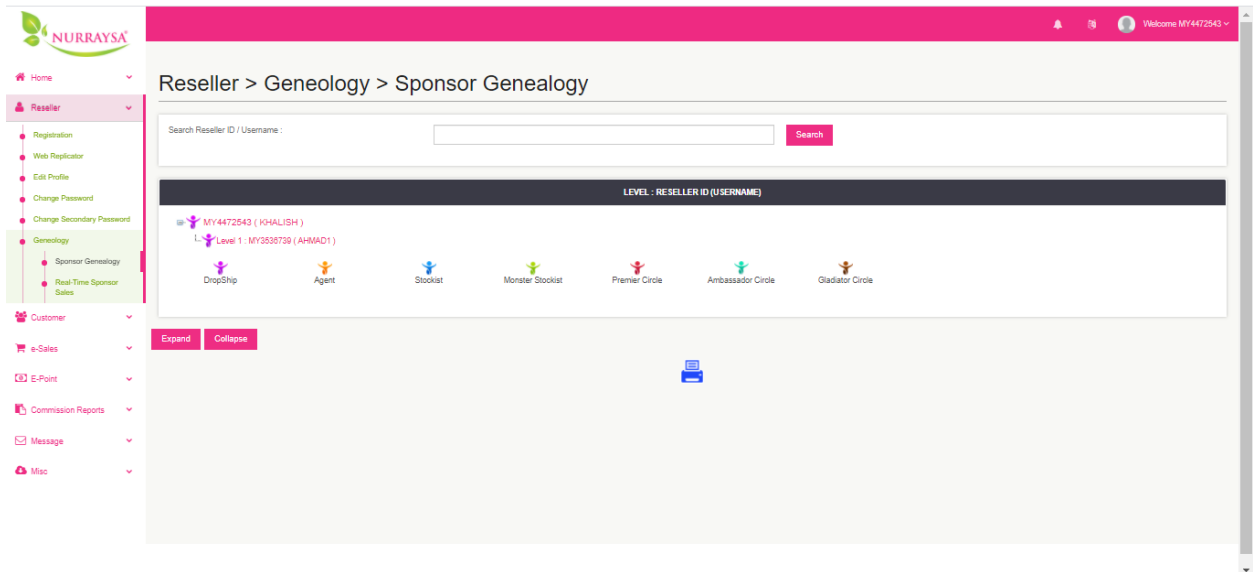
- Branch: (empty)
- Sponsor Information
  - Username: KHALISH
  - Sponsor ID: MY4472543
  - Sponsor Name: KHALISH
- Account Login Information
  - Password (6-10 alpha numeric): 123456
  - Re-enter Password: 123456
- Terms and Conditions:  I declare that all the information is accurate and true to the best of my knowledge and I agree to abide and be bound by the Terms and Conditions, Policies and Procedures, and Privacy Notice set forth in the application.
- Buttons: Submit (blue), Clear (pink)

13. Ini adalah bahagian selepas ID reseller berjaya dicipta.

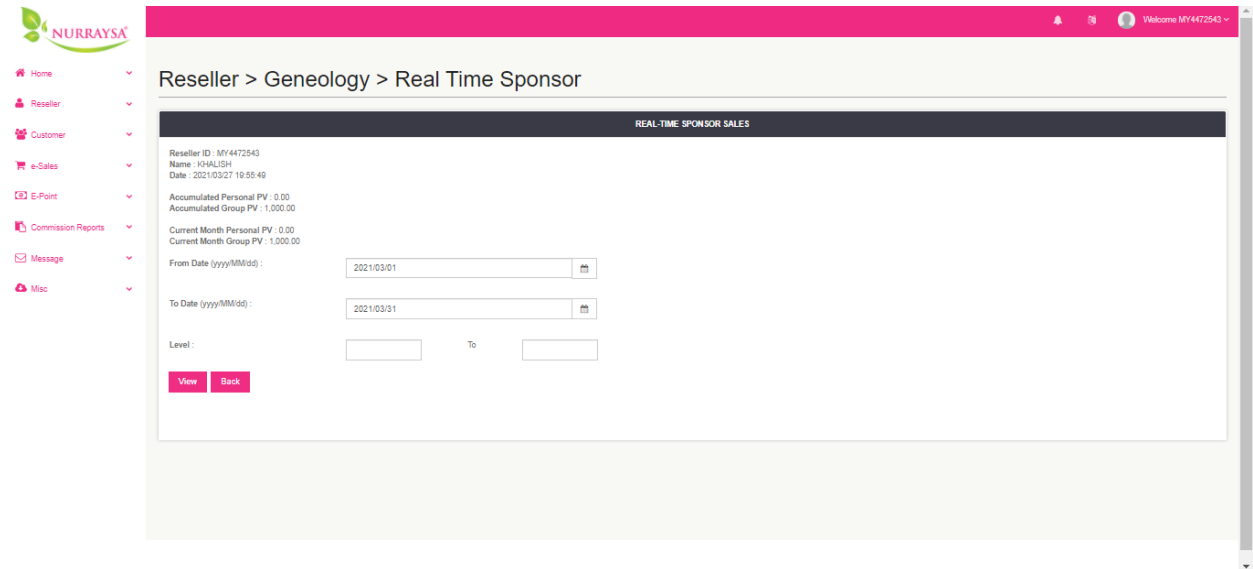
The screenshot shows the 'MAINTENANCE SALES' page in the NURRAYSA portal. A yellow banner at the top reads "Reseller already created. Please continue with repurchase". The page contains the following information:

- Outlet Code: (empty search field)
- \* Username: AHMAD1, Year Month: 202103
- \* Reseller ID: MY3536739, Date: 2021/03/27
- \* Reseller Name: AHMAD
- Collect Mode: Mail Delivery (dropdown menu)
- Radio buttons:  Own Address,  Other Address
- \* Recipient Name: AHMAD
- Summary: Total Amount ( ): 0, Grand Total ( ): 0

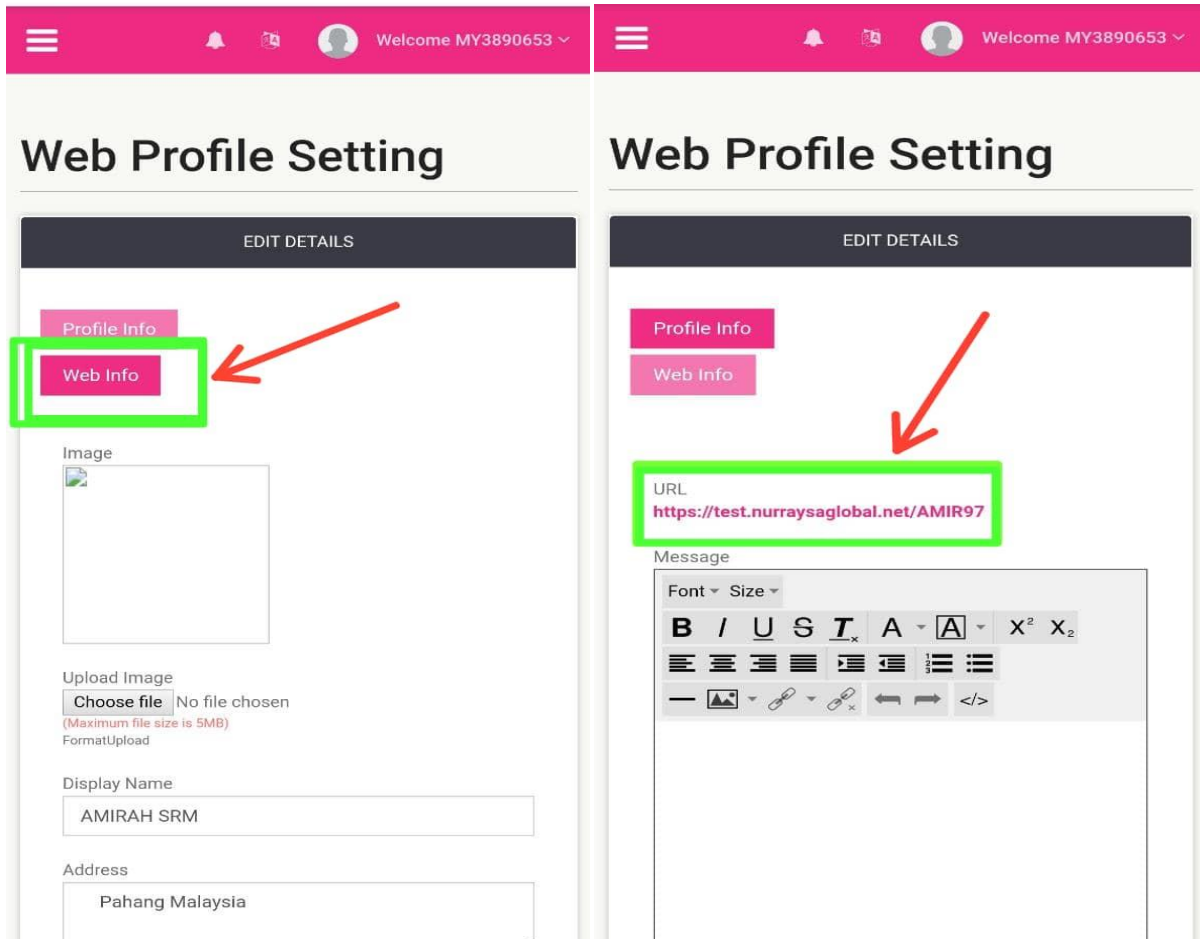
14. Ini adalah bahagian Geneology untuk reseller melihat senarai downline.



15. Dibahagian Real time sponsor, reseller boleh melihat downline yang membuat sales mengikut tarikh yang dipilih.



16. Ini adalah bahagian Web Replicator ,dibahagian ini Reseller boleh dapatkan link untuk register team.(Tekan di bahagian “web info” untuk dapatkan link tersebut dan boleh copy).



17. ini adalah bahagian MISC untuk memuat turun dokumen dokumen yang diperlukan oleh pengedar.

**NURRAYSA**

Misc > Download Section

DOWNLOAD SECTION

Filter :

1

No.	File Title	File Description	Upload Date	Download File
1	Test Malaysia sahaja	Tittle	2021/03/22	<a href="#">Download</a>
2	Word file for all the reseller and stockist	Testing for word file	2021/03/03	<a href="#">Download</a>
3	How to register for new Reseller tutorial (Video File)	Test for Whatsapp video	2021/03/03	<a href="#">Download</a>
4	Only for Malaysia Reseller and Outlet PDF	Test for Malaysia Reseller and Outlet	2021/03/03	<a href="#">Download</a>
5	Only for Reseller Section PDF	This file is only for Reseller section	2021/03/03	<a href="#">Download</a>
6	Welcome Letter for all new Reseller and Stockist PDF	For all the reseller PDF	2021/03/03	<a href="#">Download</a>